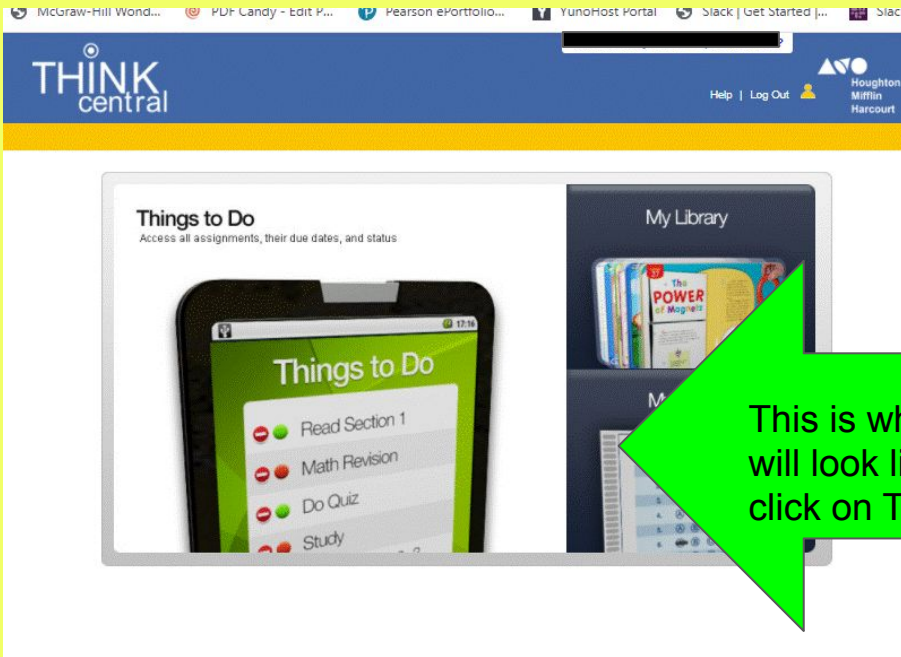


How students open the assigned Assessment in Think Central

Have students log into Clever.



Have students open Think Central.



This is what the student page will look like. Have the student click on Things To Do.



Things to Do

Click the "Done" button to let your teacher know you've completed your assignment.

Today is Tuesday, November 03, 2020

Show:

Assignment	Teacher	Subject	Due Date
Mid-Chapter Checkpoint (benchmark)	BECK	Mathematics	Nov. 10, 2020

[Old Assignments](#)

Have the student click on the blue link of the desired assignment



Assignment Details:

Today is Tuesday, November 03, 2020

Assignment Name: Mid-Chapter Checkpoint (benchmark)

Due Date: Tuesday, November 10

Instructions: Do

Resources	Status
Mid-Chapter Checkpoint (benchmark)	Not Started

Back

An assignment details page will come up. Students will click on the blue link.

This is the beginning of the Assessment.


Have student click next to start.


PMT: Chapter 6 Mid-Chapter Checkpoint: 3-Digit Addition and Subtraction (Tests and Quizzes)


5 Questions



How To Use the Personal Math Trainer

Click  to go to the next question.

Click  to go to the previous question.

Click  to close an activity and return to it later.

You can change any answer until you click . After that you will see your score and final answers.

Click  for help with other features.

Start